

# Class of 2016 Profile Sheet

WashU Specialized Masters |



## MACC

Students: 48 Median Age: 23 Female: 60% International: 77%

Average: GMAT 707 GPA 3.56 TOEFL 109

## MSSCM

Students: 21 Median Age: 23 Female: 71% International: 81%

Average: GMAT 679 GPA 3.41 TOEFL 103

## MSCA

Students: 31 Median Age: 23 Female: 65% International: 84%

Average: GMAT 702 GRE 319 GPA 3.50 TOEFL 105

## MSFQ

Students: 23 Median Age: 23 Female: 61% International: 96%

Average: GMAT 734 GRE 321 GPA 3.57 TOEFL 106

## MSFC

Students: 28 Median Age: 23 Female: 13% International: 19%

Average: GMAT 670 GRE 312 GPA 3.45 TOEFL 113

Apply Now at [olin.wustl.edu/smp](http://olin.wustl.edu/smp)

Applications to the Olin Specialized Masters Programs should be submitted through our online application at [olin.wustl.edu/smp](http://olin.wustl.edu/smp). For more details on admission requirements, please review the pertinent sections on the admissions pages of our website.

## Tuition and Financial Aid

Tuition for the 2016-17 academic year is listed by program below. For more information on our tuition and financial aid, please visit [olin.wustl.edu/smp](http://olin.wustl.edu/smp).

| Program                       | Tuition                                                                                    | Activity Fee | Health & Wellness Fee |
|-------------------------------|--------------------------------------------------------------------------------------------|--------------|-----------------------|
| MACC<br>MSSCM<br>MSCA<br>MSFQ | \$72,205<br>(\$28,925 each for semesters one and two, \$17,355 for semester three)         | \$100        | \$330 (estimated)     |
| MSFC                          | \$57,850 (\$28,925 each for semesters one and two)                                         | \$100        | \$330 (estimated)     |
| GMF                           | Total tuition varies by partner. WashU tuition is \$47,000, to be paid in two installments | \$100        | \$330 (estimated)     |



### Specialized Masters Programs

Washington University in St. Louis  
Olin Business School  
Campus Box 1156  
1 Brookings Drive  
St. Louis, MO 63130-4899

(888) 622-5115  
(314) 935-7301  
[olin.wustl.edu/smp](http://olin.wustl.edu/smp)

  
Washington  
University in St. Louis  
OLIN BUSINESS SCHOOL

# Employment Statistics and Class Profiles

























## Specialized Masters Class of 2015 Profiles (Upon Enrollment)

|                                       | MACC      | MSSCM     | MSCA      | MSFQ      | MSFC      |
|---------------------------------------|-----------|-----------|-----------|-----------|-----------|
| <b>Students</b>                       | <b>53</b> | <b>20</b> | <b>10</b> | <b>20</b> | <b>29</b> |
| International                         | 74%       | 75%       | 60%       | 90%       | 28%       |
| Median Age at Matriculation           | 23        | 23        | 23        | 23        | 23        |
| Average GMAT                          | 709       | 699       | 692       | 700       | 694       |
| Average Undergraduate GPA             | 3.50      | 3.50      | 3.49      | 3.74      | 3.42      |
| Students with Previous Full-Time Work | 16%       | 25%       | 10%       | 15%       | 50%       |
| Admit Rate                            | 17%       | 21%       | 44%       | 17%       | 9%        |

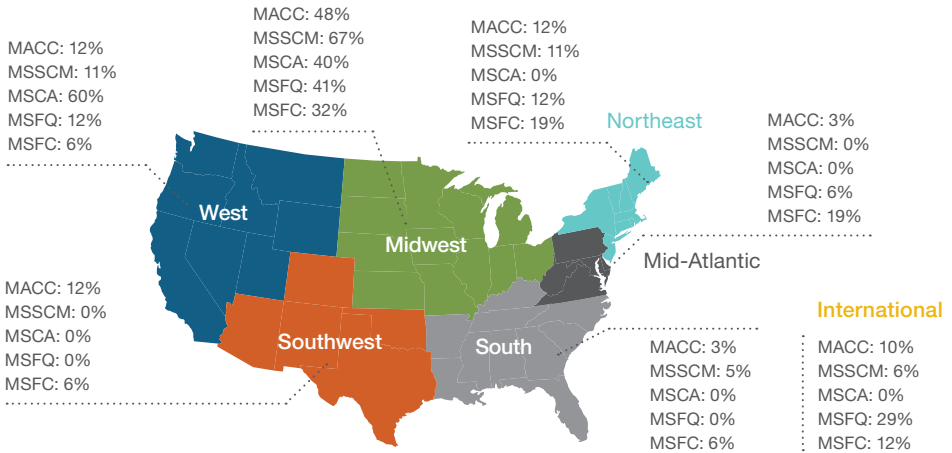
## Compensation Summary (Median Base)

MACC: \$52,000    MSSCM: \$62,500    MSCA: \$64,400    MSFQ: \$60,000    MSFC: \$65,000

## Employment by Job Function

|              |                           |     |                                                                                     |
|--------------|---------------------------|-----|-------------------------------------------------------------------------------------|
| <b>MACC</b>  | Public Accounting         | 63% |   |
|              | Private Accounting        | 23% |    |
|              | Finance                   | 12% |    |
|              | Marketing                 | 2%  |    |
| <b>MSSCM</b> | Supply Chain Management   | 61% |   |
|              | Operations                | 22% |    |
|              | Consulting                | 17% |   |
| <b>MSCA</b>  | Customer Analytics        | 50% |  |
|              | Technology Consulting     | 50% |  |
| <b>MSFQ</b>  | Asset Management          | 23% |  |
|              | Capital Markets/Research  | 23% |  |
|              | Commercial Banking        | 18% |  |
|              | Diversified Services      | 18% |  |
|              | Investment Banking        | 12% |  |
|              | Strategic Planning        | 6%  |  |
| <b>MSFC</b>  | Investment Banking        | 20% |  |
|              | Capital Markets/Research  | 14% |  |
|              | Asset Management          | 14% |  |
|              | Commercial Banking        | 13% |  |
|              | Private Wealth Management | 13% |  |
|              | Industry Finance          | 13% |  |
|              | Management Consulting     | 13% |  |

## Employment by Geographic Area



## Organizations That Hired Specialized Masters Graduates

### MACC

Belden  
Benjamin An & Co., P.C.  
Capital One  
CBIZ MHM  
Christopher Huang CPAs, Inc.  
CohnReznick  
Deloitte & Touche  
EY  
Flextronics  
GoHealth  
Interface Security Systems  
Jun Zhou, CPA Ltd.  
KPMG  
MasterCard  
McGladrey  
Monsanto  
Palau International  
Ship Registry  
PricewaterhouseCoopers  
RubinBrown  
RZ Financial Group  
Schnucks  
Scottrade  
SunEdison  
Syngenta  
Unilever  
WinnCompanies

### MSSCM

2Is Inc.  
Arrowlink USA  
Caleres  
Computhink  
Deloitte Consulting  
Hub Group  
Monsanto  
PricewaterhouseCoopers  
Sam's Club  
Sigma-Aldrich  
SunEdison  
Toyota  
TriZetto  
Unilever  
Walmart  
ZS Associates

### MSCA

Nations Info Corp.  
Teradata  
Two Nil  
The Walt Disney Company  
Washington University  
in St. Louis

### MSFQ

American Enterprise Institute  
Avondale Partners  
BlackRock Kelso Capital  
BNP Paribas  
China Investment Securities  
CITIC Trust  
Deutsche Börse Group  
Discover Financial Services  
Encore Capital Management  
Fidelity Investments  
Goldman Sachs  
Markit  
NISA Investment Advisors  
Quasar Trading  
Reinsurance Group of  
America

### MSFC

Cicero Group  
Comprehensive  
Wealth Solutions  
Cristalpet  
Cultivation Capital  
Dimensional Fund Advisors  
Gardner Capital Partners  
Health Capital Consultants  
JPMorgan Chase  
KeyBank  
Raymond James  
Robert W. Baird  
RubinBrown  
Stifel  
SunTrust Banks, Inc.  
TAP Advisors  
Wells Fargo

### Specialized Masters Programs

Washington University in St. Louis  
Olin Business School  
Campus Box 1156  
1 Brookings Drive  
St. Louis, MO 63130-4899

(888) 622-5115  
(314) 935-7301  
olin.wustl.edu/smp

